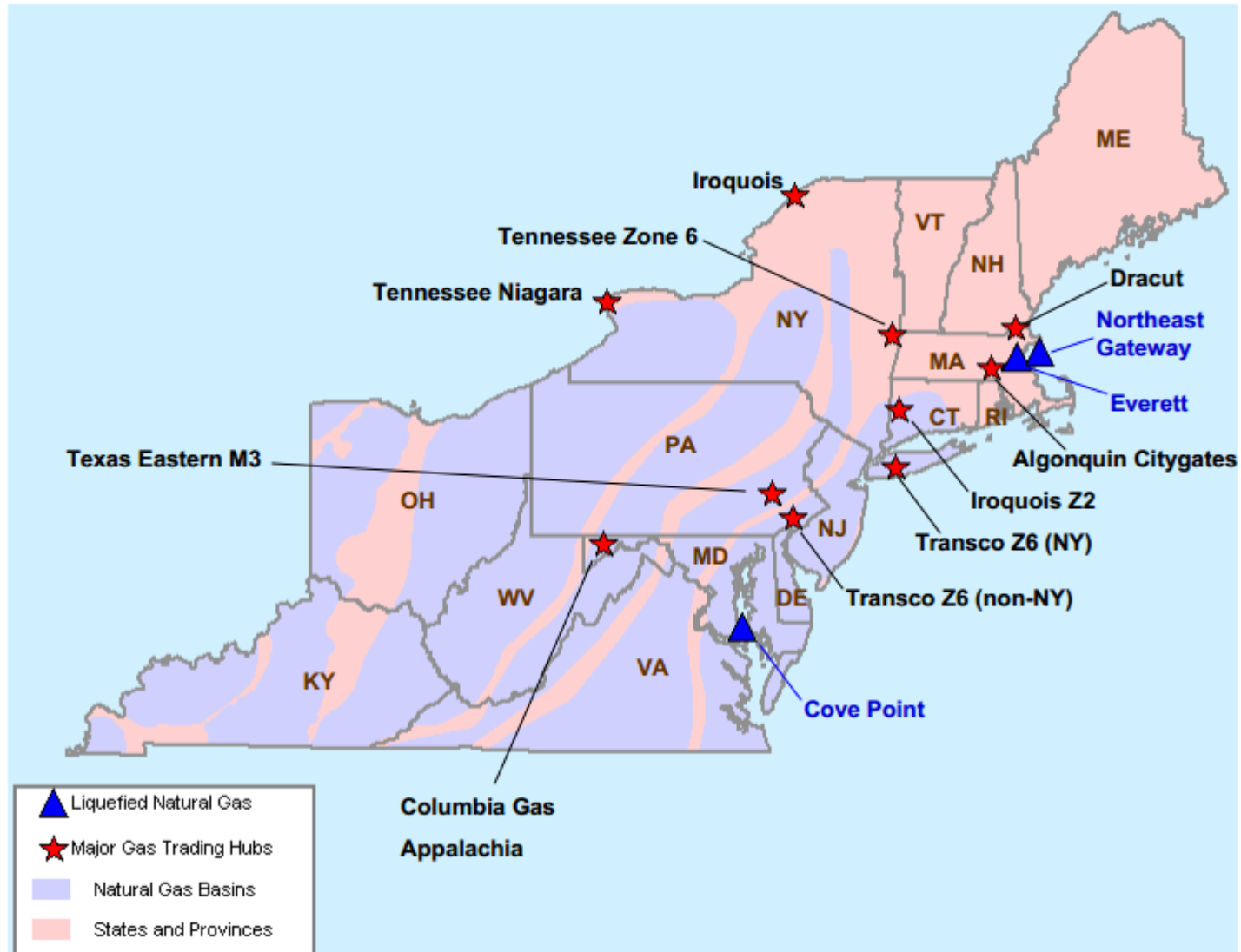


# Northeast Natural Gas Region

Federal Energy Regulatory Commission **Market Assessments**



**Northeast Day-Ahead Natural Gas Prices**

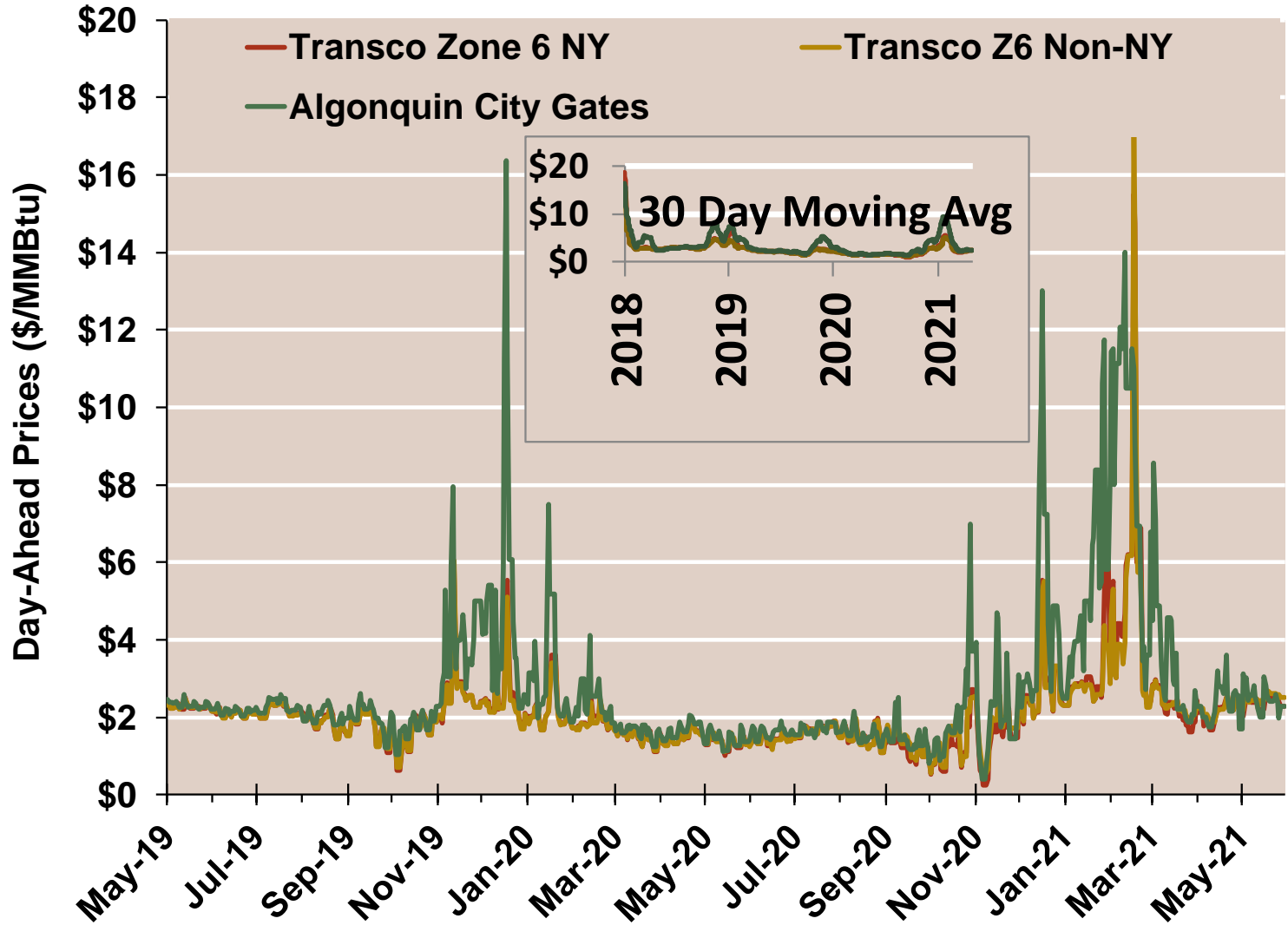
**Averaged Annually/Seasonally**

Federal Energy Regulatory Commission **Market Assessments**

|                 | Average Day Ahead Prices (\$/MMBtu) | Algonquin Citygates | Transco Zone 6 NY | Transco Zone 6 Non-NY | Henry Hub   |
|-----------------|-------------------------------------|---------------------|-------------------|-----------------------|-------------|
| <b>2018</b>     | <b>Annual</b>                       | 4.99                | 4.43              | 4.19                  | <b>3.12</b> |
|                 | <b>Summer</b>                       | 3.19                | 2.82              | 2.81                  | <b>2.91</b> |
|                 | <b>Winter 2018/2019</b>             | 5.62                | 4.08              | 3.64                  | <b>3.33</b> |
| <b>2019</b>     | <b>Annual</b>                       | 3.30                | 2.61              | 2.43                  | <b>2.51</b> |
|                 | <b>Summer</b>                       | 2.17                | 2.01              | 2.01                  | <b>2.39</b> |
|                 | <b>Winter 2019/2020</b>             | 3.19                | 2.16              | 2.12                  | <b>2.07</b> |
| <b>2020</b>     | <b>Annual</b>                       | 2.09                | 1.65              | 1.68                  | <b>1.99</b> |
|                 | <b>Summer</b>                       | 1.64                | 1.41              | 1.45                  | <b>1.88</b> |
|                 | <b>Winter 2020/2021</b>             | 4.71                | 2.96              | 2.91                  | <b>3.08</b> |
| <b>2021 YTD</b> | <b>Annual</b>                       | 4.36                | 3.00              | 2.95                  | <b>3.15</b> |
|                 | <b>Summer</b>                       | 2.38                | 2.24              | 2.35                  | <b>2.74</b> |
|                 | <b>Winter 2021/2022</b>             |                     |                   |                       |             |

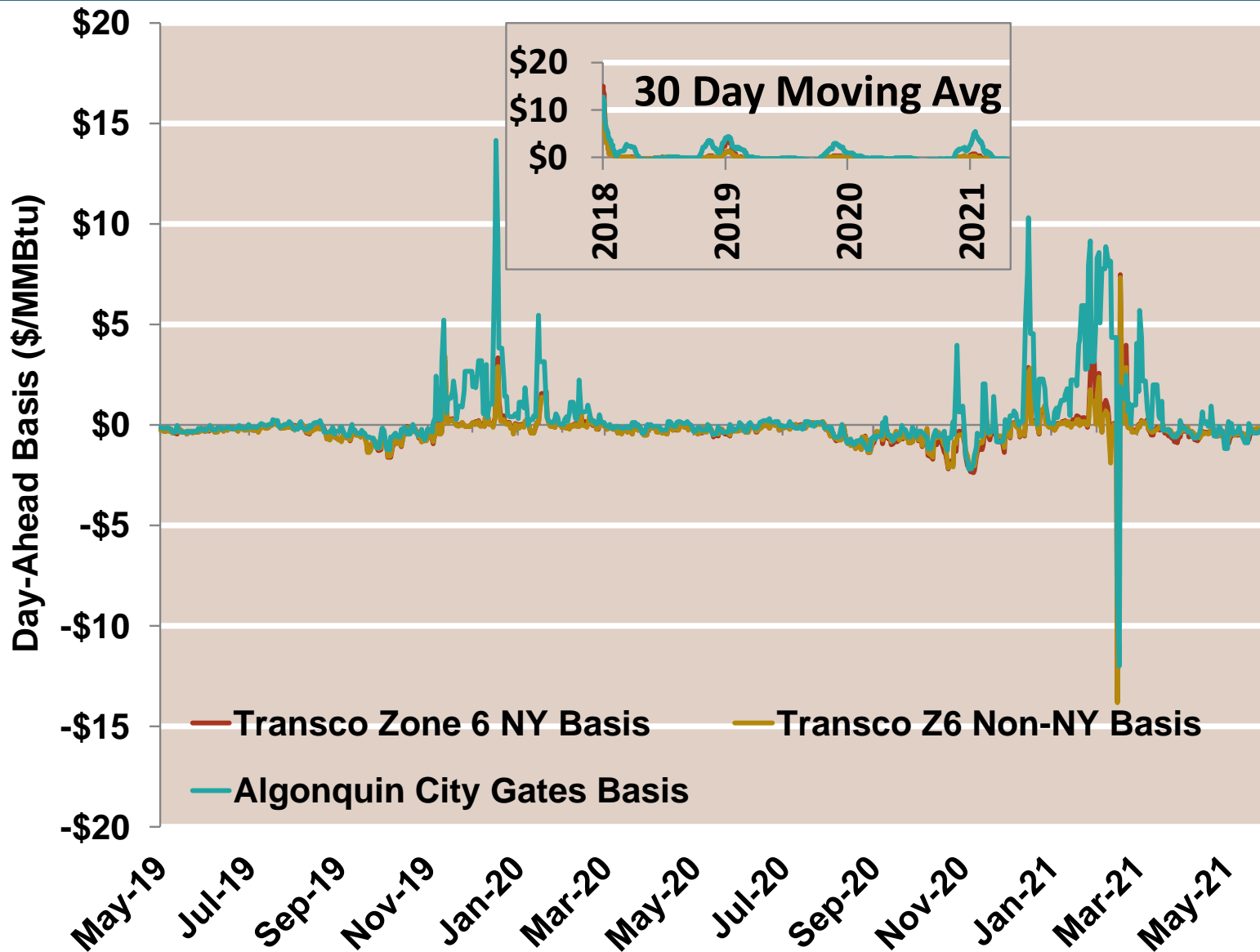
# Northeast Day-Ahead Prices

Federal Energy Regulatory Commission Market Assessments



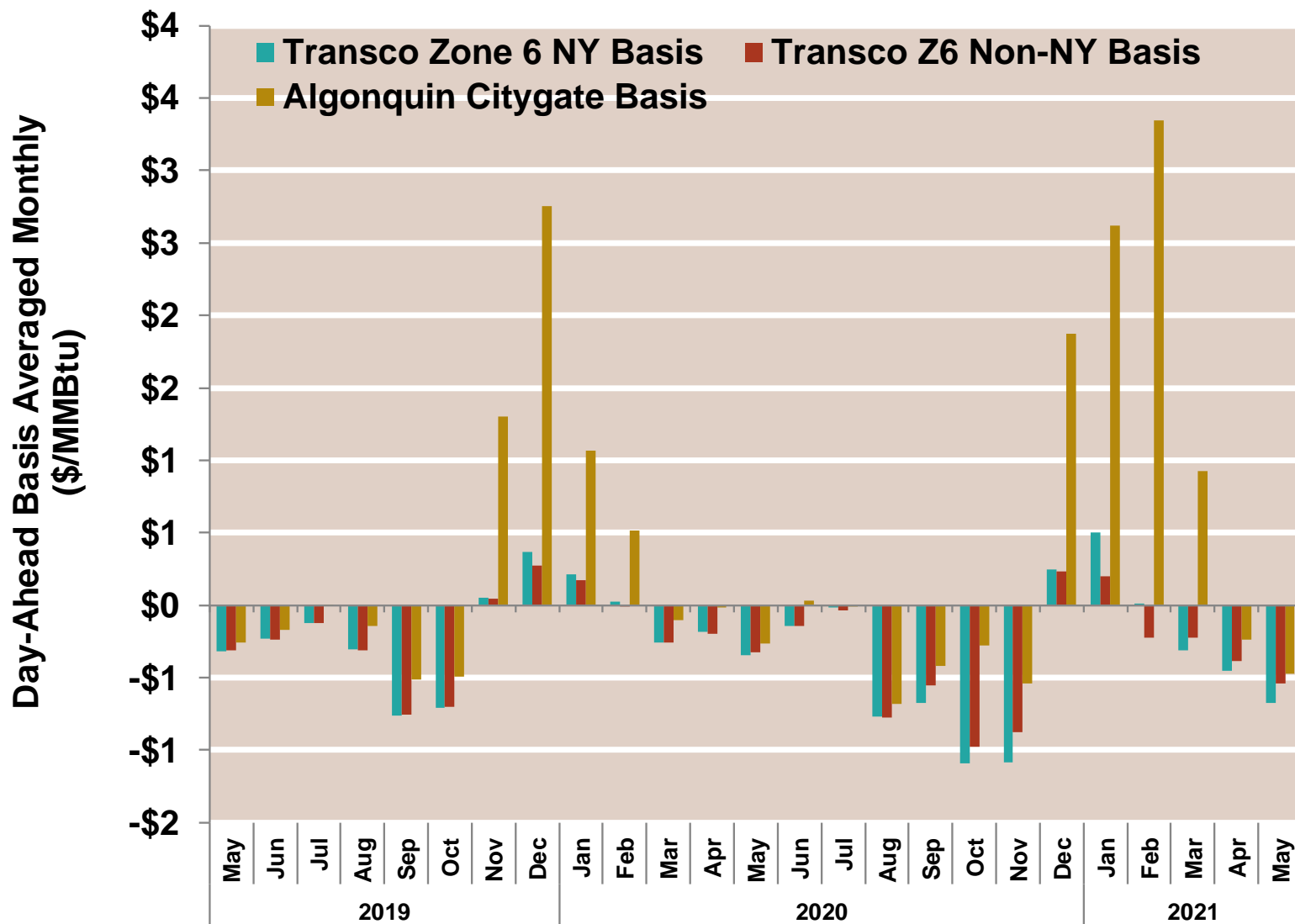
# Northeast Day-Ahead Basis

Federal Energy Regulatory Commission Market Assessments



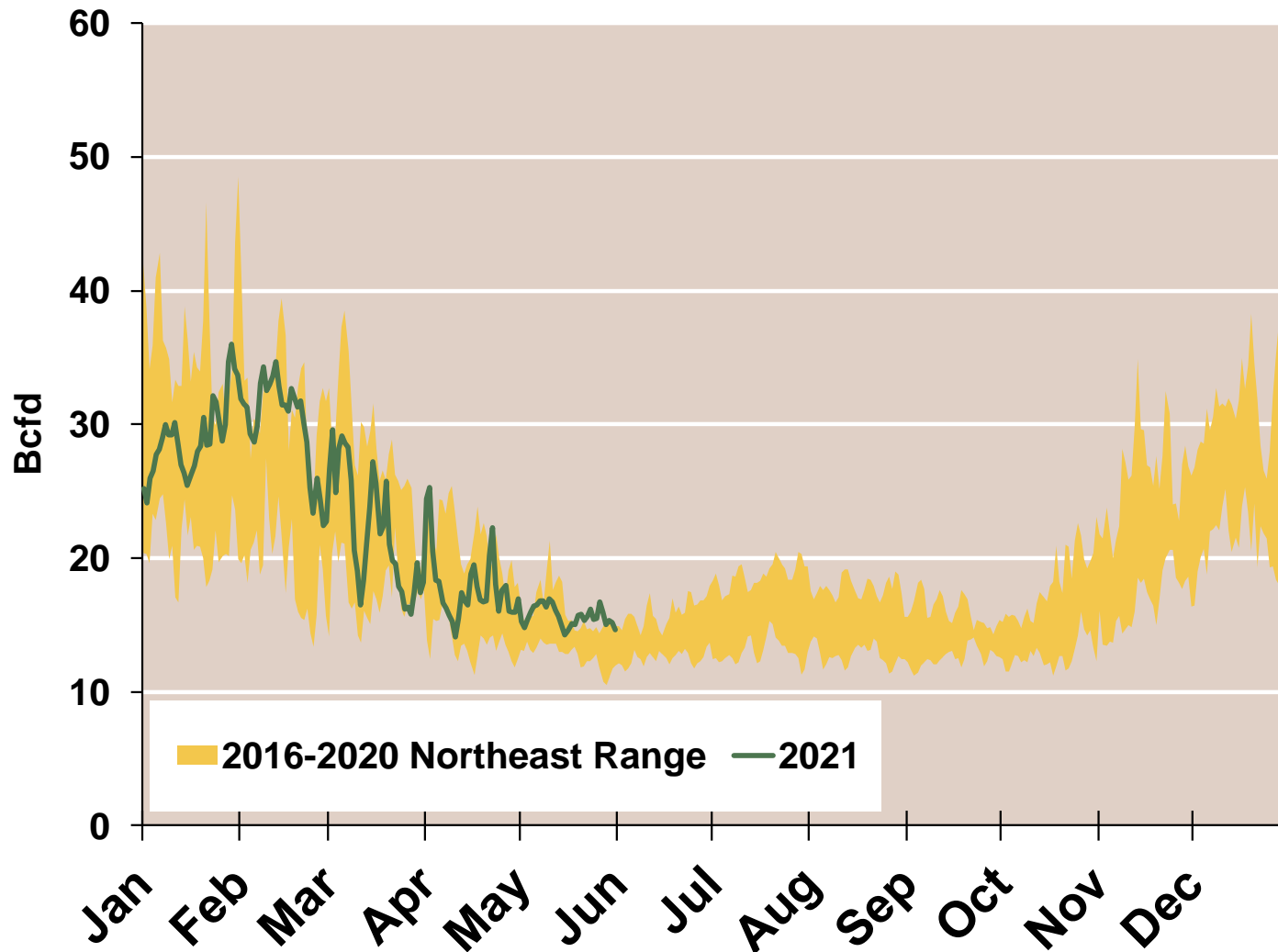
# Northeast Day-Ahead Basis To Henry Hub Averaged Monthly

Federal Energy Regulatory Commission Market Assessments



# Daily Northeast Natural Gas Demand All Sectors

Federal Energy Regulatory Commission Market Assessments



Source: Derived from S&P Global Bentek Energy data

# Northeast Natural Gas Consumption for Power Generation

Federal Energy Regulatory Commission Market Assessments

